

KOMATSU

PC290LCi-11 PC290NLCi-11



Hydraulic excavator

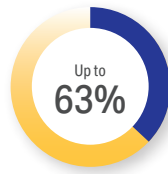


Engine power
159 kW / 213 HP @ 2050 rpm

Operating weight
PC290LCi-11: 29950 - 30950 kg
PC290NLCi-11: 28950 - 29950 kg

Bucket capacity
max. 2.02 m³

PC290LCi/NLCi-11



Save time

Reduce staking, grading and inspection with 3D design data and semi-automatic grading.



Increase productivity

Using semi-automatic intelligent Machine Control versus manual machine guidance.



Lower costs

Through less bucket cycles, reduced machine movements and eliminated rework.



Engine power

159 kW / 213 HP @ 2050 rpm

Operating weight

PC290LCi-11: 29950 - 30950 kg

PC290NLCi-11: 28950 - 29950 kg

Bucket capacity

max. 2.02 m³

Transform your job sites with advanced automation



Powerful and environmentally friendly

- EU Stage V engine
- Komatsu Integrated Attachment Control (KIAC) (option)
- Adjustable idle shutdown
- Komatsu fuel-saving technology

First-class comfort

- Fully air-suspended operator station
- Low-noise design
- Widescreen monitor

Intelligent Machine Control 2.0

- Fully field-proven automated digging control
- Bucket angle hold feature
- Auto Tilt Control for tilt bucket
- IMU sensor for tilt bucket integration
- Intelligent, compact touch screen monitor
- Fully factory-integrated solution

Safety first

- Komatsu SpaceCab™
- KomVision surround view system
- Neutral position detection system

Quality you can rely on

- Komatsu-quality components
- Extensive dealer support network

Komtrax

- Komatsu Wireless Monitoring System
- 4G mobile communications
- Integrated communication antenna
- Increased operational data and reports



A maintenance program
for Komatsu customers

PC290LCi/NLCi-11



Innovative

The PC290LCi/NLCi-11 with intelligent Machine Control 2.0 (iMC 2.0) provides even greater productivity gains for the customer. The renowned accuracy and automatic grading is enhanced with new features increasing ease of operation and finished quality, and reducing cycle times.


Intelligent

The Komatsu PC290LCi/NLCi-11 intelligent Machine Control 2.0 excavator lets you focus on moving material efficiently, with no worry about digging too deep. The new iMC 2.0 features mean operations are completed quicker, more accurately and with reduced costs.

Greatly improved efficiency

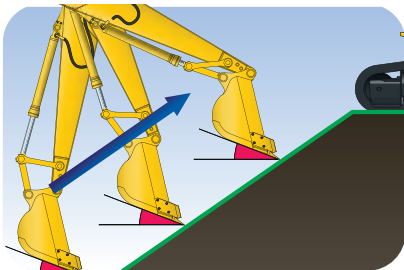
Komatsu iMC 2.0 makes work even quicker and easier. The automatic features let the operator relax and focus on productivity, with no worry about overdigging. With Auto Grade Assist and Auto Tilt Control the PC290LCi/NLCi-11 keeps the bucket edge on the grade and increases bucket fill factors.

Intelligent Machine Control 2.0



Auto Tilt Control

The new iMC 2.0 Auto Tilt Control automatically tilts the bucket to design and returns it to horizontal to unload. Makes delivering final grade quicker and easier.



Bucket angle hold feature

Operator selects desired bucket angle and the system maintains bucket angle through grading pass. Vastly increases ease of operation on final grading and trimming work.



Automatic real time digging control

Komatsu intelligent Machine Control is based on Komatsu's unique sensor development, stroke sensing hydraulic cylinders and IMU sensor. You will no longer worry about over digging. When your bucket hits the target surface, the control function automatically limits and maintains grade with real-time bucket edge positioning.



Finger tip control

New lever functions allow the operator to raise or lower the design off-set at the touch of a button. Right lever trigger switch activates/deactivates semi-auto mode. Operator friendly and easy to use.



Intelligent touch screen monitor

The all new 10,4" touch screen monitor features accurate display of machine and design. Operators can customise the split screen views to suit what they want to focus on. And easy multi-touch navigation always provides them with real time digging and grading information.



Komatsu iMC 2.0
makes your work even
quicker and easier.

Intelligent Machine Control 2.0

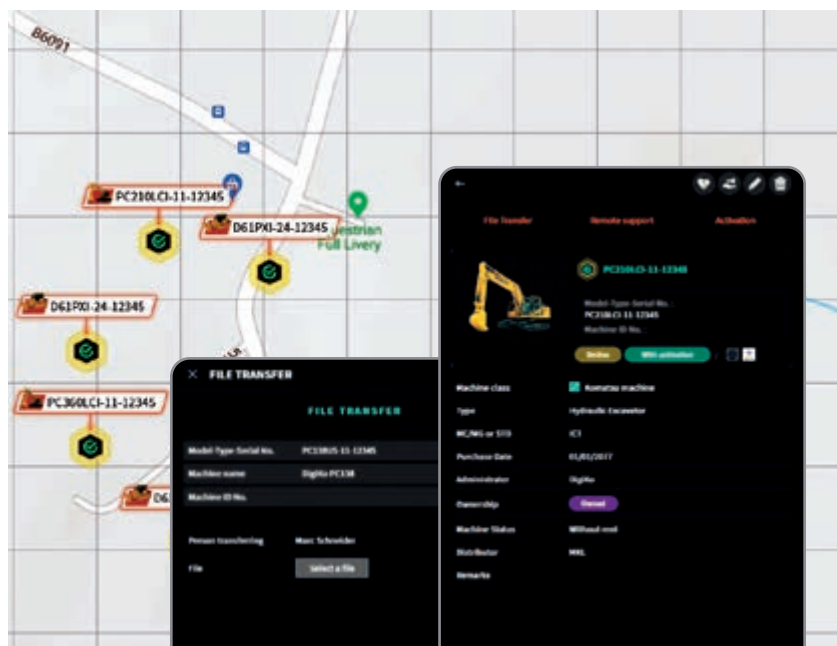
Integrated – Factory installed components

The intelligent Machine Control system is fully factory-integrated. Komatsu's unique stroke sensing cylinders for boom, arm, bucket and tilt bucket provide real time bucket tip positioning. Combined with built-in IMU sensor and GNSS antennae, the PC290LCi/NLCi-11 can achieve incredibly accurate performance, consistently.



SMART CONSTRUCTION Remote

Smart Construction Remote is an optional software solution that enables to remotely send and update design plans even when the machine is offline. It also supports your operators remotely with shared screen control. Does an operator have an issue? Spare yourself that trip to the machine and resolve the problem from home, your office, or another jobsite. Smart Construction Remote works on our very own Komatsu iMC machines and several After Market GNSS systems powered by Windows and Android.



For further information on Smart Construction Remote please check out smartconstruction.io

PC290LCi/NLCi-11



Higher productivity

The PC290LCi/NLCi-11 is quick and precise. It features a powerful Komatsu EU Stage V engine, Komatsu's Closed Center Load Sensing (CLSS) hydraulic system and first-class Komatsu comfort to provide a fast response and unrivalled productivity for its class.

Komatsu fuel-saving technology

Fuel consumption on the PC290LCi/NLCi-11 is lower by up to 5%. Engine management is enhanced. The variable speed matching of the engine and hydraulic pumps guarantee efficiency and precision during single and combined movements.

Adjustable idle shutdown

The Komatsu auto idle shutdown automatically turns off the engine after it idles for a set period of time. This feature can easily be programmed from 5 to 60 minutes, to reduce unnecessary fuel consumption and exhaust emissions, and to lower operating costs. An Eco-gauge and the Eco guidance tips on the cab monitor further encourage efficient operations.

Powerful and environmentally friendly


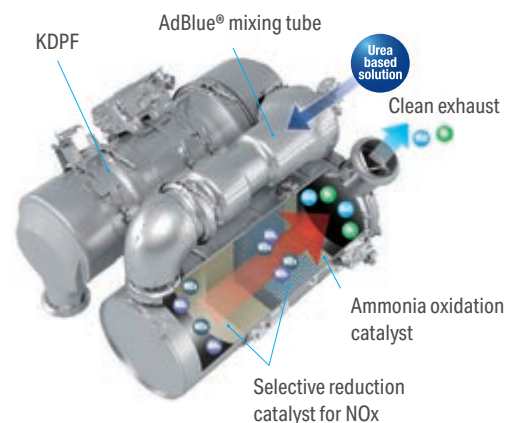
Komatsu EU Stage V

The Komatsu EU Stage V engine is productive, dependable and efficient. With ultra-low emissions, it provides a lower environmental impact and a superior performance to help reduce operating costs and lets the operator work in complete peace of mind.



Heavy-duty aftertreatment

The aftertreatment system combines a Komatsu Diesel Particulate Filter (KDPF) and Selective Catalytic Reduction (SCR). The SCR injects the correct amount of AdBlue® into the system at the proper rate to break down NOx into water (H₂O) and non-toxic nitrogen gas (N₂). NOx emissions are reduced by 80% vs. EU Stage IIIB engines.



High-Pressure Common Rail (HPCR)

To achieve complete fuel burn and lower exhaust emissions, the heavy-duty High-Pressure Common Rail fuel injection system is computer controlled to deliver a precise quantity of pressurised fuel into the redesigned engine combustion chamber by multiple injections.

Exhaust Gas Recirculation (EGR)

Cooled EGR is a technology well-proven in current Komatsu engines. The increased capacity of the EGR cooler now ensures very low NOx emissions and a better engine performance.

Komatsu Closed Crankcase Ventilation (KCCV)

Crankcase emissions (blow-by gas) are passed through a CCV filter. The oil mist trapped in the filter is returned back to the crankcase while the filtered gas is returned to the air intake.

Variable Geometry Turbo (VGT)

The VGT provides optimal airflow to the engine combustion chamber under all speed and load conditions. Exhaust gas is cleaner, fuel economy is improved while machine power and performance are maintained.

First-class comfort

Increased comfort

In the wide Komatsu SpaceCab™, a standard air-suspended high-back seat, heated for improved comfort and with fully adjustable armrests, is the centre of a comfortable and low-fatigue working environment. High visibility and ergonomic controls further assist to maximise the operator's productivity.

Perfect operator convenience

In addition to the standard radio, the PC290LCi/NLCi-11 has an auxiliary input for connecting external devices and play music through the cab speakers. Two 12-volt power ports are also incorporated in the cab. Proportional controls are fitted as standard for safe and precise operation of attachments.

Low-noise design

Komatsu crawler excavators have very low external noise levels and are especially well-suited for work in confined spaces or urban areas. The optimal usage of sound insulation and of sound absorbing materials helps to make noise levels inside the cab comparable to those of an executive car.



Convenient, ergonomic and precise control: joysticks with proportional control button for attachments



Plenty of storage room, a hot and cool box, a magazine box and a cup holder



Armrest with simple height adjustment



Safety first

Optimal jobsite safety

Safety features on the Komatsu PC290LCi/NLCi-11 comply with the latest industry standards and work in synergy to minimise risks to people in and around the machine. A neutral detection system for travel and work equipment levers increase jobsite safety, along with a seat belt caution indicator and an audible travel alarm. Highly durable anti-slip plates – with additional high friction covering – maintain long term traction performance.



Higher safety with iMC

Staking, surveying and final inspection were usually done manually. The PC290LCi/NLCi-11 reduces or eliminates the need for this ground staff around the machine. GNSS antennae integrated in the handrails remove the need to access the top of the counterweight.



Komatsu SpaceCab™

The ROPS cab has a tubular steel frame and provides high shock absorbency, impact resistance and durability. The seat belt is well designed to keep the operator in the safety zone of the cab in the event of a rollover. Optionally the cab can be fitted with a Falling Object Protective System (FOPS) with openable front guard.



KomVision

KomVision machine visibility gives the operator a constant clear view of the safety zone around the machine. This allows the operator to focus on the work at hand even in low light conditions. With KomVision, various camera view options are available whilst maintaining constant "birdview" from above the machine.



An evolutionary interface

Helpful information is now easier than ever to find and understand with the upgraded monitor interface. An optimal main screen for the ongoing work can be selected simply by pressing the F3 key.

Lower operating costs

Komatsu ICT contributes to the reduction of operating costs by assisting to comfortably and efficiently manage operations. It raises the level of customer satisfaction and the competitive edge of our products.

Widescreen monitor

Installed with a choice of 26 languages, the widescreen monitor with simple switches and multifunction keys gives fingertip access to a large range of functions and operating info.



Eco-gauge, Eco guidance and fuel consumption gauge



Fuel consumption history



ECO guidance record

Information & communication technology



Knowledge

You get quick answers to basic and critical questions about your machines – what they're doing, when they did it, where they're located, how they can be used more efficiently and when they need to be serviced. Performance data is relayed by wireless communication technology (satellite, GPRS or 4G depending on model) from the machine to a computer and to the local Komatsu distributor – who's readily available for expert analysis and feedback.

Convenience

Komtrax enables convenient fleet management on the web, wherever you are. Data is analysed and packaged specifically for effortless and intuitive viewing in maps, lists, graphs and charts. You can foresee eventual maintenance issues and required spare parts, and troubleshoot a problem before Komatsu technicians arrive on site.



The way to higher productivity

Komtrax uses the latest wireless monitoring technology. Compatible on PC, smartphone or tablet, it delivers insightful and cost saving information about your fleet and equipment, and offers a wealth of information to facilitate peak machine performance. By creating a tightly integrated web of support it allows proactive and preventive maintenance and helps to efficiently run a business.

Power

The detailed information that Komtrax puts at your fingertips 24 hours a day, 7 days a week gives the power to make better daily and long-term strategic decisions – at no extra cost. Problems can be anticipated, maintenance schedules customised, downtime minimised and machines kept where they belong: working on the jobsite.



Easy maintenance

Central service points

Komatsu designed the PC290LCi/NLCi-11 with centralised and conveniently located service points to make necessary inspections and maintenance quick and easy.

Komatsu Care

Komatsu Care is a maintenance program that comes as standard with your new Komatsu machine. It covers factory-scheduled maintenance, performed with Komatsu Genuine parts by Komatsu-trained technicians. Depending on your machine's engine, it also offers extended coverage of the Komatsu Diesel Particulate Filter (KDPF) or the Komatsu Diesel Oxidation Catalyst (KDOC), and of the Selective Catalytic Reduction (SCR). Please contact your local Komatsu distributor for terms and conditions.

Safe maintenance

Thermal guards around high temperature areas of the engine, protected fan belt and pulleys, a pump/engine partition that prevents hydraulic oil from spraying onto the engine, and exceptionally sturdy handrails: in Komatsu tradition, the highest safety level is provided for a fast and smooth maintenance.

Long-life oil filters

The Komatsu Genuine hydraulic oil filter uses high-performance filtering material for long replacement intervals, which significantly reduces maintenance costs.

Flexible warranty

When you purchase Komatsu equipment, you gain access to a broad range of programmes and services that have been designed to help you get the most from your investment. For example, Komatsu's Flexible Warranty Programme provides a range of extended warranty options on the machine and its components. These can be chosen to meet your individual needs and activities. This programme is designed to help reduce total operating costs.



Basic maintenance screen



Aftertreatment device regeneration screen for the KDPF



For simple access, the AdBlue® tank is installed on the front stairway.



Quality you can rely on

Komatsu-quality

With the latest computer techniques and a thorough test programme, Komatsu produces equipment to meet your highest standards. All major components of the PC290LCi/NLCi-11 are designed and directly manufactured by Komatsu, and essential machine functions are perfectly matched for a highly reliable and productive excavator. Each and every PC290LCi/NLCi-11 undergoes additional system calibration and accuracy tests before delivery, to ensure optimum performance in line with strict Komatsu Engineering Standards.

Rugged design

Maximum toughness and durability are the cornerstones of Komatsu's philosophy – along with safety and top class customer service. Single piece plates and castings are used in key areas of the machine's structure for good load distribution. Highly durable rubbing strips on the underside of the arm protect the structure against impact damage.

Extensive support network

The extensive Komatsu distribution and dealer network is standing by to help keep your fleet in optimum condition. Customised servicing packages are available, with express availability of spare parts, to make sure that your Komatsu equipment continues to perform at its peak. Highly trained and dedicated Technical Support Engineers are always available to ensure intelligent Machine Control performance is maintained.



Specifications

Engine

Model	Komatsu SAA6D107E-3
Type	Common rail direct injection, water-cooled, emissionised, turbocharged, after-cooled diesel
Engine power	
at rated engine speed	2050 rpm
ISO 14396	159 kW / 213 HP
ISO 9249 (net engine power)	147 kW / 196 HP
No. of cylinders	6
Bore × stroke	107 × 124 mm
Displacement	6.69 l
Air filter type	Double element type with monitor panel dust indicator and auto dust evacuator
Cooling	Suction type cooling fan with radiator fly screen
Fuel	Diesel fuel, conforming to EN590 Class 2/Grade D. Paraffinic fuel capability (HVO, GTL, BTL), conforming to EN 15940:2016

Hydraulic system

Type	HydrauMind. Closed-centre system with load sensing and pressure compensation valves
Additional circuits	2 additional circuits with proportional control can be installed
Main pump	2 variable displacement piston pumps supplying boom, arm, bucket, swing and travel circuits
Maximum pump flow	479 l/min
Relief valve settings	
Implement	380 kg/cm ²
Travel	380 kg/cm ²
Swing	295 kg/cm ²
Pilot circuit	33 kg/cm ²

Service refill capacities

Fuel tank	400 l
Radiator	36.0 l
Engine oil	23.1 l
Swing drive	7.2 l
Hydraulic tank	132 l
Final drive (each side)	8.5 l
AdBlue® tank	23.1 l

Swing system

Type	Axial piston motor driving through planetary double reduction gearbox
Swing lock	Electrically actuated wet multidisc brake integrated into swing motor
Swing speed	0 - 10.5 rpm
Swing torque	87 kNm

Drives and brakes

Steering control	2 levers with pedals giving full independent control of each track
Drive method	Hydrostatic
Travel operation	Automatic 3-speed selection
Gradeability	70%, 35°
Max. travel speeds	
Lo / Mi / Hi	3.0 / 4.1 / 5.5 km/h
Maximum drawbar pull	25400 kg
Brake system	Hydraulically operated discs in each travel motor

Undercarriage

Construction	X-frame centre section with box section track frames
Track assembly	
Type	Fully sealed
Shoes (each side)	48
Tension	Combined spring and hydraulic unit
Rollers	
Track rollers (each side)	8
Carrier rollers (each side)	2

Environment

Engine emissions	Fully complies with EU Stage V exhaust emission regulations
Noise levels	
LwA external	104 dB(A) (2000/14/EC Stage II)
LpA operator ear	70 dB(A) (ISO 6396 dynamic test)
Vibration levels (EN 12096:1997)	
Hand/arm	≤ 2.5 m/s ² (uncertainty K = 0.37 m/s ²)
Body	≤ 0.5 m/s ² (uncertainty K = 0.17 m/s ²)
Contains fluorinated greenhouse gas HFC-134a (GWP 1430).	
Quantity of gas 0.9 kg; CO ₂ equivalent 1.29 t	

Operating weight (appr.)

Triple grouser shoes	PC290LCi-11		PC290NLCi-11	
	Operating weight	Ground pressure	Operating weight	Ground pressure
600 mm	29950 kg	0.57 kg/cm ²	28950 kg	0.55 kg/cm ²
700 mm	30350 kg	0.49 kg/cm ²	29350 kg	0.48 kg/cm ²
800 mm	30750 kg	0.44 kg/cm ²	29750 kg	0.42 kg/cm ²
850 mm	30950 kg	0.41 kg/cm ²	29950 kg	0.40 kg/cm ²

Operating weight, including specified work equipment, 3,2 m arm, 830 kg bucket, operator, lubricant, coolant, full fuel tank and the standard equipment.

Max. bucket capacity and weight

Arm length	3.2 m			
	PC290LCi-11		PC290NLCi-11	
Material weight up to 1.2 t/m ³	2.02 m ³	1400 kg	1.88 m ³	1350 kg
Material weight up to 1.5 t/m ³	1.78 m ³	1300 kg	1.59 m ³	1200 kg
Material weight up to 1.8 t/m ³	1.50 m ³	1200 kg	1.30 m ³	1125 kg

Max. capacity and weight have been calculated according to ISO 10567:2007.

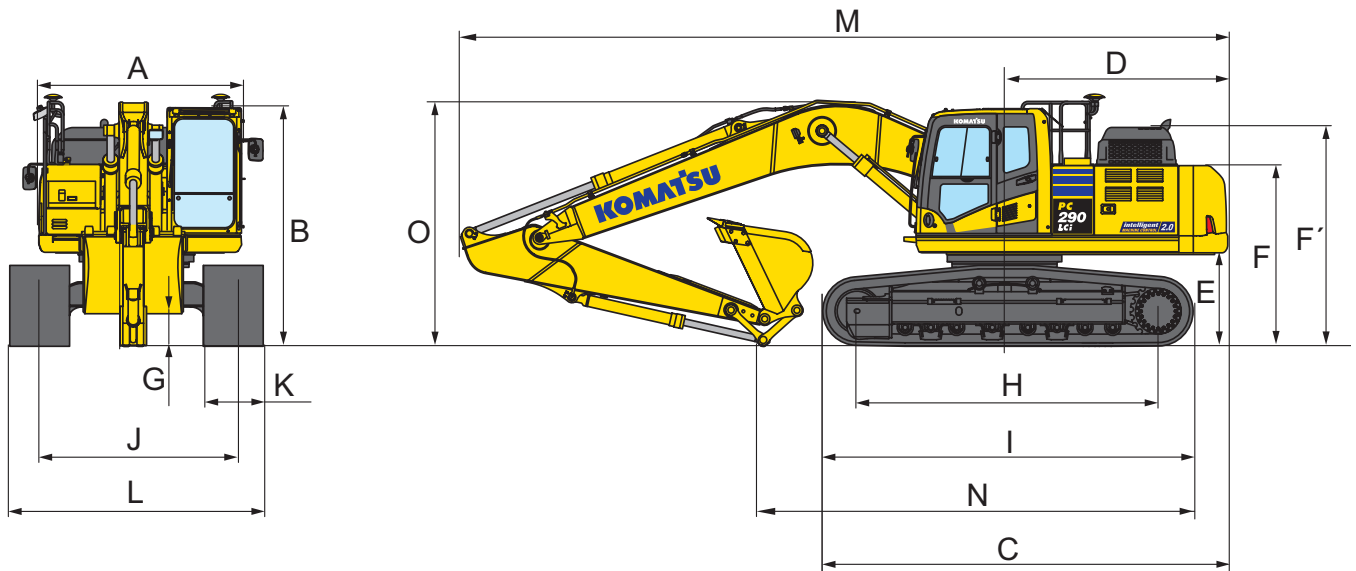
Please consult with your distributor for the correct selection of buckets and attachments to suit the application.

Bucket and arm force

Arm length	3.2 m
Bucket digging force	18800 kg
Bucket digging force at PowerMax	20200 kg
Arm crowd force	13420 kg
Arm crowd force at PowerMax	14370 kg

Dimensions and performance figures

Machine dimensions	PC290LCi-11	PC290NLCi-11
A Overall width of upper structure	2705 mm	2705 mm
B Overall height of cab	3180 mm	3180 mm
C Overall length of basic machine	5465 mm	5465 mm
D Tail length	2985 mm	2985 mm
Tail swing radius	3020 mm	3020 mm
E Clearance under counterweight	1215 mm	1215 mm
F Machine tail height	2380 mm	2380 mm
F' Machine tail height (top of engine cover)	2895 mm	2895 mm
G Ground clearance	495 mm	495 mm
H Tumbler centre distance	4030 mm	4030 mm
I Track length	4955 mm	4955 mm
J Track gauge	2590 mm	2390 mm
K Track shoe width	600, 700, 800, 850 mm	600, 700, 800, 850 mm
L Overall track width with 600 mm shoes	3190 mm	2990 mm
Overall track width with 700 mm shoes	3290 mm	3090 mm
Overall track width with 800 mm shoes	3390 mm	3190 mm
Overall track width with 850 mm shoes	3440 mm	3240 mm

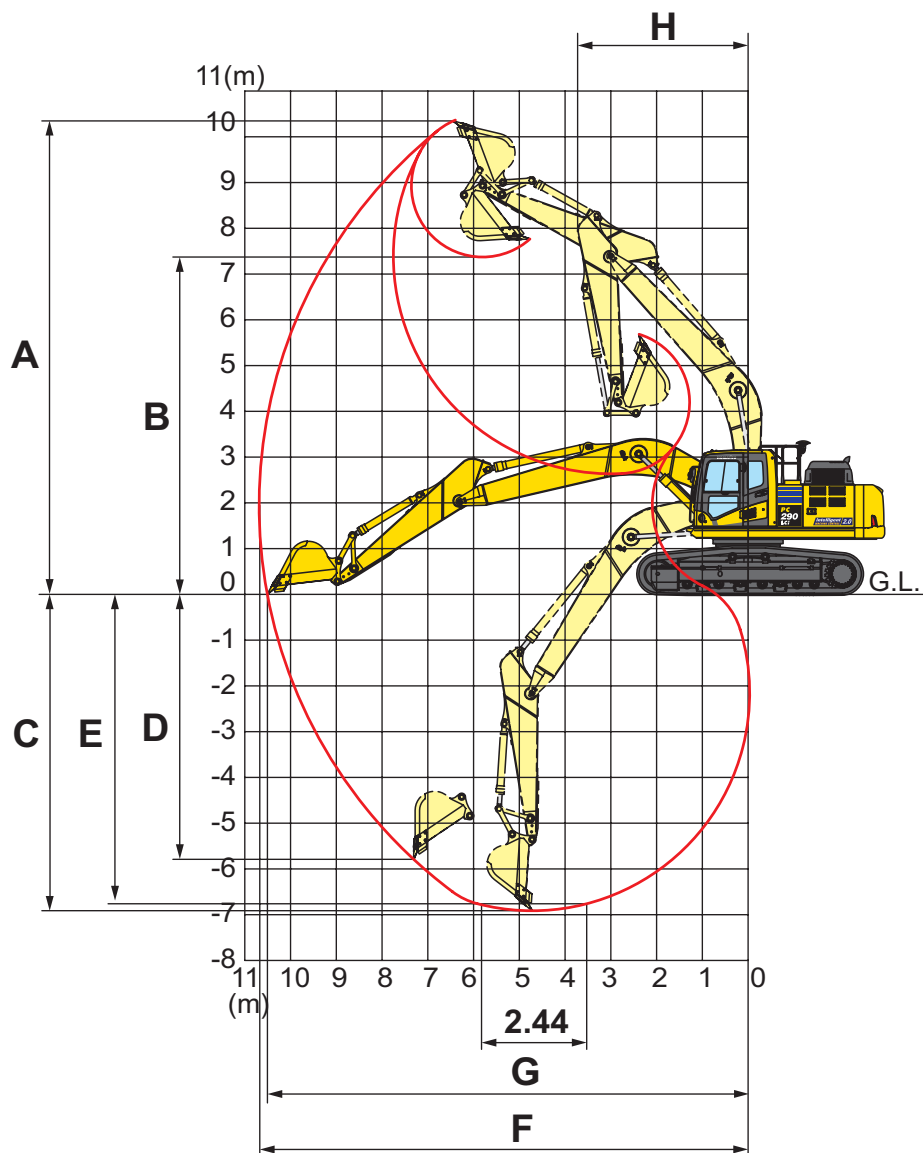


Transport dimensions

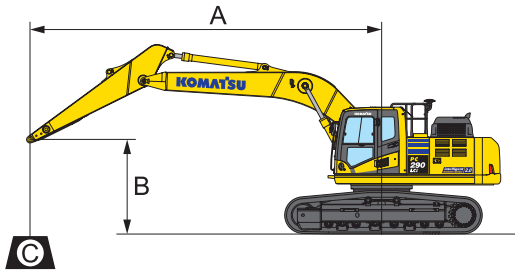
Arm length	3.2 m
M Transport length	10265 mm
N Length on ground (transport)	5625 mm
O Overall height (to top of boom)	3390 mm

Working range

Arm length	3.2 m
A Max. digging height	10310 mm
B Max. dumping height	7370 mm
C Max. digging depth	6820 mm
D Max. vertical wall digging depth	6135 mm
E Max. digging depth of cut for 2,44 m level	6755 mm
F Max. digging reach	10640 mm
G Max. digging reach at ground level	10460 mm
H Min. swing radius	3680 mm
Max. height at min. swing radius	6420 mm



Lifting capacity



- A - Reach from swing center
- B - Bucket hook height
- C - Lifting capacities

Weights:
With 3.2 m arm: bucket linkage and bucket cylinder: 363 kg

- Rating over front
- Rating over side
- Rating at maximum reach

PC290LCi-11

With 700 mm shoes

Arm length	A		7.5 m		6.0 m		4.5 m		3.0 m		1.5 m		
	B												
	6.0 m	kg *4530	*4530	*6810	6030								
	4.5 m	kg *4530	*4530	*7600	5910	*8360	8240						
	3.0 m	kg *4670	4370	*8250	5730	*9670	7860	*12600	11880				
	1.5 m	kg *4980	4260	8410	5540	*10920	7490	*14920	11150				
	0.0 m	kg *5510	4330	8250	5390	11420	7240	*16030	10770				
	-1.5 m	kg *6410	4620	8170	5320	11290	7120	*16040	10650	*12250	*12250		
	-3.0 m	kg 8080	5280	8220	5370	11300	7140	*15090	10720	*18760	*18760		
-4.5 m	kg *8740	6800			*9550	7320	*12870	10940	*17420	*17420			

PC290NLCi-11

With 600 mm shoes

Arm length	A		7.5 m		6.0 m		4.5 m		3.0 m		1.5 m		
	B												
	6.0 m	kg *4530	*4530	*6810	5510								
	4.5 m	kg *4530	4270	*7600	5390	*8360	7500						
	3.0 m	kg *4670	3970	*8250	5210	*9670	7120	*12600	10670				
	1.5 m	kg *4980	3860	8270	5020	*10920	6770	*14920	9970				
	0.0 m	kg *5510	3920	8110	4880	11240	6520	*16030	9600				
	-1.5 m	kg *6410	4180	8030	4810	11100	6410	*16040	9490	*12250	*12250		
	-3.0 m	kg 7940	4780	8080	4850	11120	6420	*15090	9550	*18760	18400		
-4.5 m	kg *8740	6140			*9550	6590	*12870	9770	*17420	*17420			

* Load is limited by hydraulic capacity rather than tipping.

Ratings are based on SAE Standard No. J1097.

Rated loads do not exceed 87% of hydraulic lift capacity or 75% of tipping load.

When lifting with additional equipment installed to the arm, please subtract the weight of all additional equipment from the values stated.

Standard and optional equipment

Engine

Komatsu SAA6D107E-3 turbocharged common rail direct injection diesel engine	●
EU Stage V compliant	●
Suction type cooling fan with radiator fly screen	●
Automatic engine warm-up system	●
Engine overheat prevention system	●
Fuel control dial	●
Auto-deceleration function	●
Adjustable idle shutdown	●
Engine key stop	●
Engine ignition can be password secured on request	●
Alternator 24 V / 90 A	●
Starter motor 24 V / 5.5 kW	●
Batteries 2 × 12 V / 180 Ah	●

intelligent Machine Control 2.0

Standard factory installed integrated 3D GNSS intelligent Machine Control system	●
Smart Construction Remote	○

Hydraulic system

Electronic closed-centre load sensing (E-CLSS) hydraulic system (HydrauMind)	●
Pump and engine mutual control (PEMC) system	●
6-working mode selection system; Power mode, Economy mode, Breaker mode, Attachment Power and Attachment Economy mode, and Lifting/Fine Operation mode	●
PowerMax function	●
PPC wrist control levers for arm, boom, bucket and swing, with sliding proportional control for attachments and auxiliary buttons	●
Prepared for hydraulic quick-coupler	●
Komatsu Integrated Attachment Control (KIAC)	○
Additional hydraulic functions	○

Undercarriage

Track roller guards	●
Track frame under-guards	●
600, 700, 800, 850 mm triple grouser shoes	○
Full length track roller guards	○

Cabin

Reinforced safety SpaceCab™; highly pressurised and tightly sealed hyper viscous mounted cab with tinted safety glass windows, large roof window with sun shade, pull-up type front window with locking device, removable lower window, front window wiper with intermittent feature, sun roller blind, cigarette lighter, ashtray, luggage shelf, floor mat	●
Heated, high-back air-suspended seat with lumbar support, console mounted height adjustable arm rests, and retractable seat belt	●
Automatic climate control system	●
12 / 24 Volt power supplies	●
Beverage holder and magazine rack	●
Hot and cool box	●
Radio	●
Auxiliary input (MP3 jack)	●
Lower wiper	○
Rain visor (not with OPG)	○

Service and maintenance

Automatic fuel line de-aeration	●
Double element type air cleaner with dust indicator and auto dust evacuator	●
Komtrax – Komatsu wireless monitoring system (4G)	●
Komatsu Care – a maintenance program for Komatsu customers	●
Multifunction video compatible colour monitor with Equipment Management and Monitoring System (EMMS) and efficiency guidance	●
Toolkit	●
Service points	○
Automatic greasing system	○

Safety equipment

KomVision surround view system	●
Electric horn	●
Overload warning device	●
Audible travel alarm	●
Boom safety valves	●
Large handrails, rear-view mirrors	●
Battery main switch	●
ROPS compliant to ISO 12117-2:2008	●
Emergency engine stop switch	●
Seat belt caution indicator	●
Neutral position detection system	●
Arm safety valve	●
OPG Level II front guard (FOPS), hinged type	○
OPG Level II front guard (FOPS)	○

Drives and brakes

Hydrostatic, 3-speed travel system with automatic shift and planetary gear type final drives, and hydraulic travel and parking brakes	●
PPC control levers and pedals for steering and travel	●

LED lighting system

Working lights: 2 revolving frame, 1 boom (l.h.)	●
Additional working lights (#1): 2 cab roof (front), 1 cab roof (rear), 1 boom (r.h.), 1 counterweight, beacon	○
Additional working lights (#2): 4 cab roof (front), 1 cab roof (rear), 1 boom (r.h.), 1 counterweight, 2 boom cylinders, 2 revolving frame (l.h. + r.h.), beacon	○

Work equipment

Mono boom	●
3.2 m arm	●
Tilt bucket preparation including quick release electrical connection on arm	●
IMU Sensor kit for tilt bucket integration	○
Bucket linkage with lifting eye	○
Komatsu buckets	○
Komatsu breakers	○

Other equipment

Standard counterweight	●
Remote greasing for swing circle and pins	●
Electric refuelling pump with automatic shut-off function	●
Biodegradable oil for hydraulic system	○
Customised paint	○

Further equipment on request

- standard equipment
- optional equipment



A wide range of buckets and attachments is available. Your Komatsu distributor is ready to assist you with the selection of suitable options.

This specification sheet may contain attachments and optional equipment that are not available in your area. Please consult your local Komatsu distributor for those items you may require.

Materials and specifications are subject to change without notice.

Your Komatsu partner:

KOMATSU

[komatsu.eu](https://www.komatsu.eu)

